

3500 3540 Window Opening Control Device

IMPORTANT - Please leave this information with the building owner and building occupants.

For questions, go to www.miwd.com/wocd or call (717) 365-2500 or email customer care@miwd.com

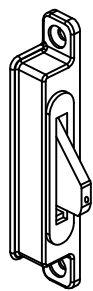
Warning:

- This window has a factory-installed Window Opening Control Device (WOCD). It is important to understand the operation and maintenance of this device.
- Consult local building and fire codes before installing windows with Window Opening Control Devices.
- Window Opening Control Devices are designed to restrict the window opening to prevent accidental falls by children. When engaged, WOCDs must limit the sash operation so that a 4" rigid sphere cannot pass through a clear opening.
- Check the WOCD upon receipt to make sure the device is securely attached to the window.
- This Window Opening Control Device was tested to meet the requirements of ASTM F2090-10.



Warning:

- Failure to follow installation and maintenance instructions carefully may allow for accidental falls.
- WOCDs are not a substitute for careful supervision of children.
- Keep the WOCDs engaged unless exit needed for use in an emergency.
- Windows with WOCDs installed will block escape in Fire or Emergency unless released.
- WOCDs are not a security device that provides intrusion protection.
- Maintain and check operation of WOCDs monthly. Replace the WOCDs if not operating correctly.
- Instruct household members age six and older how to operate WOCDs in case of emergency.




WOCD
Engaged

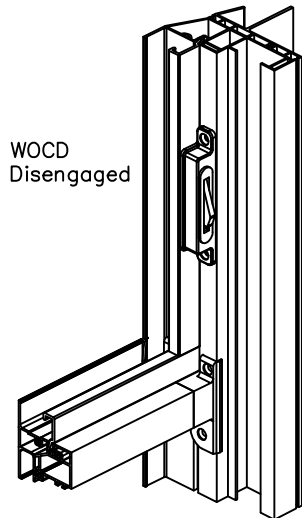


WOCD
Disengaged

WOCD
Engaged



WOCD
Disengaged



To Operate the Window and WOCD:

IMPORTANT: CHECK OPERATION OF WINDOW AND WOCD

- Press the red dot on each limit device to retract the limit device. Both limit devices must be in the retracted position to open the window.
- Unlock the window and raise the sash normally. The sash will bypass the limit devices to allow full operation.
- Close the sash, the limit devices should automatically reset. Raise the sash to the limit devices. The WOCD should stop window movement.



Warning: If limit device does not automatically reset, close the sash and lock the window. Contact MIWD at the above telephone number/email, or contact your distributor or salesperson.